

CHAPTER 4
LIBRARY SERVICES IN MEDICAL AND
PARA-MEDICAL COLLEGES IN ASSAM:
SURVEY BASED

CHAPTER- 4

LIBRARY SERVICES IN MEDICAL AND PARA-MEDICAL COLLEGES IN ASSAM: SURVEY BASED

As discussed earlier in research methodology, in the present work the data from the Medical and Paramedical colleges have been collected for analysis. Information regarding the library resources, services is obtained through the Questionnaire-I which were designed for the library professionals. The satisfaction level of the user is investigated through the questionnaire-II from students, faculty, research scholars and other staff.

In the present work an effort for collecting the data from the 25 (14 Government + 11 Private) libraries of Medical and Paramedical colleges has been made by using the questionnaire technique. Effort has been done to find out the existing status of the Medical and Paramedical colleges under the jurisdiction of Srimanta Sankaradeva University of Health Sciences (SSUHS) by collecting the information on library resources, facilities and services provided by these libraries. In the second part (Chapter-5) of the chapter the analysis of the data collected on the basis of the user questionnaire including faculty, students, research scholar and other staff responses of the Medical and Paramedical colleges has been made.

4.1 DATA COLLECTION FROM MEDICAL AND PARAMEDICAL COLLEGES

4.1.1 Distribution of Questionnaire

Printed questionnaires have been used to collect the responses from respondent libraries of Medical and Paramedical colleges recognized by Srimanta Sankaradeva University of Health Sciences (SSUHS). Printed questionnaire were distributed by the researcher by giving individual visits to all the thirty eight (38) libraries as per the scope of the study(table 1.3). The study received 65.78% response (25 valuable questionnaires out of 38 circulated questionnaires) from the Medical and Paramedical library professionals. Out of 25, 14 questionnaires are received from the government colleges

and 11 are from private colleges. The questionnaire –II were circulated to students, faculty, research scholars and other staff. Thus the study received total 71.6% response (537 questionnaires out of 750 circulated questionnaires).

4.1.2 Monitoring work of the Questionnaire

As the sample of the survey was huge, it took about 3 years for the researcher to complete the data collection work including the collection of information through interviews and questionnaire.

Response Received from the study:

Table No. 4.1 Total response received from Medical and Paramedical Colleges affiliated to Srimanta Sankaradeva University of Health Sciences.

Category	Medical and Paramedical College Libraries in scope	Number of Questionnaire Circulated	Response Received	Total Response (%)
Library Professional	38	38	25 Govt.=14 Private=11	65.78

Table No. 4.2 Total response received from the user of Medical and Paramedical College libraries affiliated to Srimanta Sankaradeva University of Health Sciences.

Category	Medical and Paramedical College Libraries in scope	Number of Questionnaire Circulated	Response Received	Total Response (%)
User	38	750	537	71.6

Table 4.3 College wise total response received from the user of Medical and Paramedical College libraries affiliated to Srimanta Sankaradeva University of Health Sciences.

Sl. No.	Medical and Paramedical Institutes	Questionnaires Distributed	Questionnaires Received	Percentage (%)
1	Government	400	269	67.25
2	Private	350	268	76.57

Table 4.4: Total category wise responses received from the Medical and Paramedical College libraries affiliated to Srimanta Sankaradeva University of Health Sciences

Category User	Total No of Questionnaire Circulated	Response Received	Response (%)
Faculty	100	78	14.53
Students	500	397	73.93
Research Scholar	50	3	0.55
Other Staff	100	59	10.99
Total	750	537	100

4.2 DATA COLLECTION FROM MEDICAL AND PARAMEDICAL COLLEGE LIBRARIES

4.2.1 Library collection (Print)

The collection includes text books, reference books, govt collection, special collection, research reports, conference proceedings etc.

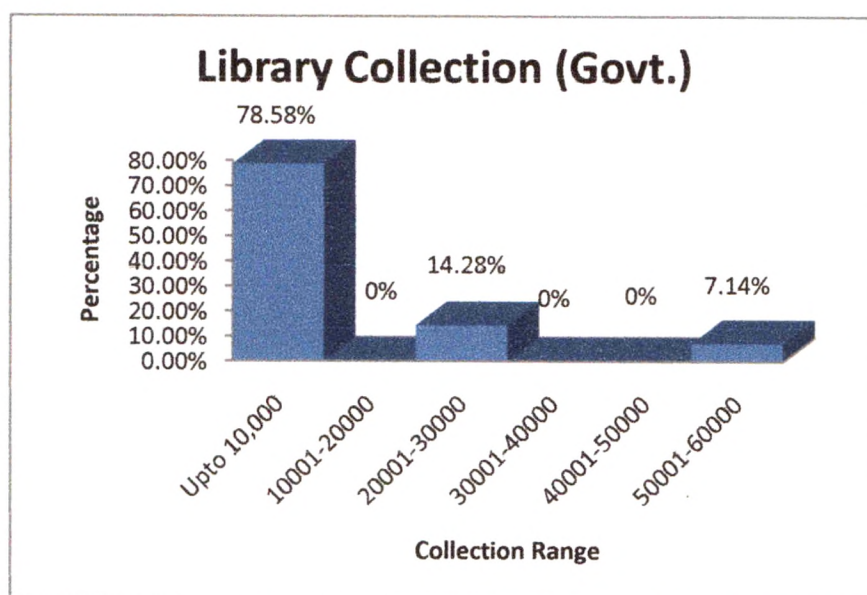
The library collection available in respondent libraries is summarized in Table 4.5 and 4.6

Table 4. 5. Library Collection in the Government Medical and Paramedical Colleges(till 2013 September)

Collection Range	Number of Libraries	Total (%)
Upto 10,000	11	78.58
10001-20000	0	0
20001-30000	2	14.28
30001-40000	0	0
40001-50000	0	0
50001-60000	1	7.14
Total	14	100

The collection of library ranges from 86 to 56,677 in the respondent government libraries of Medical and Paramedical Colleges recognized by Srimanta Sankaradeva University of Health Sciences.

Fig. 4.1: Library Collection in the Government Medical and Paramedical Colleges (till 2013 September)



- Out of 14,11 libraries (78.57%) have below 10,000 books.
- 2 libraries (14.28%) have 20,001-30,000 books.
- The collection ranges from 50,001-60,000 books in a single library (7.14%) only.

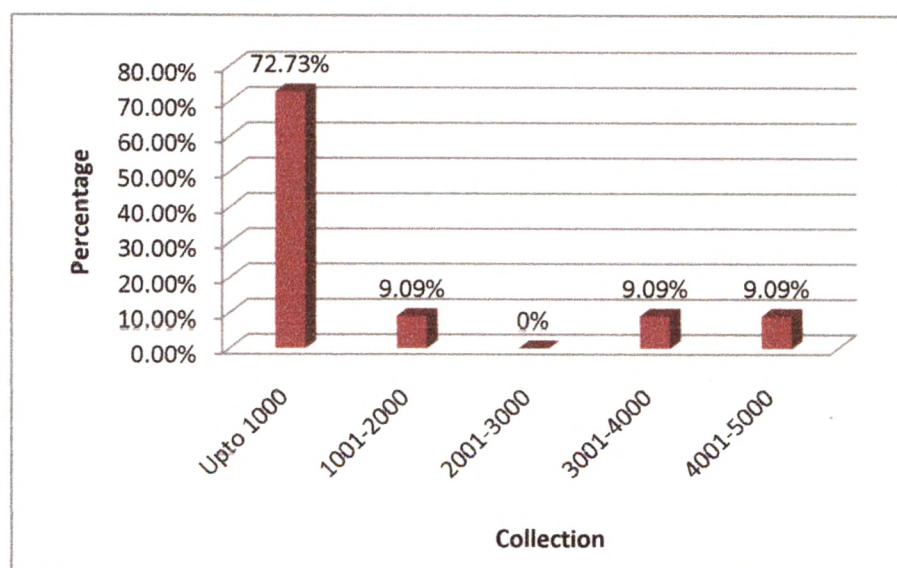
Medical Council of India and Paramedical Council of India have already laid down the standards for the libraries of Medical and Paramedical library, number of books, and number of Indian and foreign journals to be subscribe as well as annual additions. According to norm, the minimum titles should have not less than 10000 text and reference books. In a new medical college the total number of books should be minimum 1500.

Table 4.6 Library Collection in the Private Medical and Paramedical Colleges (till 2013 September)

Collection Range	Number of Libraries	Total (%)
Upto 1000	8	72.73
1001-2000	1	9.09
2001-3000	0	0
3001-4000	1	9.09
4001-5000	1	9.09
Total	11	100

The collection of library ranges from 119 to 4603 in the respondent private libraries of Medical and Paramedical Colleges recognized by Srimanta Sankaradeva University of Health Sciences.

Fig.4.2: Library Collection in the Private Medical and Paramedical Colleges (till 2013 September)



- 8 libraries (72.73%) have below 1000 books.
- 1 library (9.09%) has 1001- 2000 books and another one is have 3001- 4000.
- The collection ranges from 4001-5000 books in a single library (9.09%).

The Table 4.7. indicates 3 years annual growth of library collection by the libraries of government Medical and Paramedical colleges recognized by Srimanta Sankaradeva University of Health Sciences.

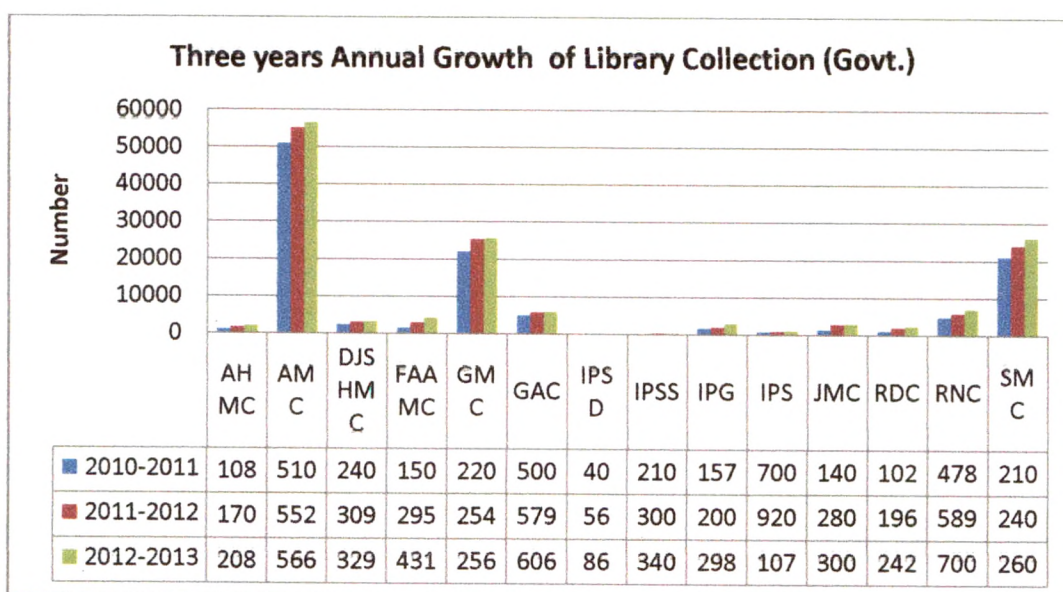
Table No. 4.7 Annual Growth of Library Collection in the Government Medical and Paramedical Colleges (till 2010-13)

Libraries	2010-2011	2011-2012	2012-2013
AHMC	1080	1700 (57.4%)	2083(22.5%)
AMC	51,000	55,289(8.4%)	56,677(2.51%)
DJSHMC	2400	3090(28.75%)	3297(6.70%)
FAAMC	1500	2950(96.67%)	43,10(46.10%)
GMC	22,000	25,433(15.60%)	25,690(1.01%)
GAC	5000	5790(15.80%)	6061(4.68%)
IPSD	40	56(40%)	86(53.57%)
IPSS	210	300(42.86%)	340(13.33%)
IPG	1570	2000(27.38%)	2980(49%)
IPS	700	920(31.42%)	1074(16.74%)
JMC	1400	2800(100%)	3000(7.14%)
RDC	1020	1960(92.15%)	2420(23.46%)
RNC	4780	5890(23.12%)	7000(18.84%)
SMC	21080	24083(14.24%)	26,092(8.34%)

The average of 3 years shows that there are 4 colleges/institutes purchased the books below 1000, whereas 7 libraries purchased between 1000-3000 and 3 purchased above 3000 books.

It is found that the responded 5 Medical Libraries have book bank facility for the SC/ST students. The facility is being provided by the State Government.

Fig. 4.3 Annual Growth of Library Collection in the Government Medical and Paramedical Colleges (till 2010-13)



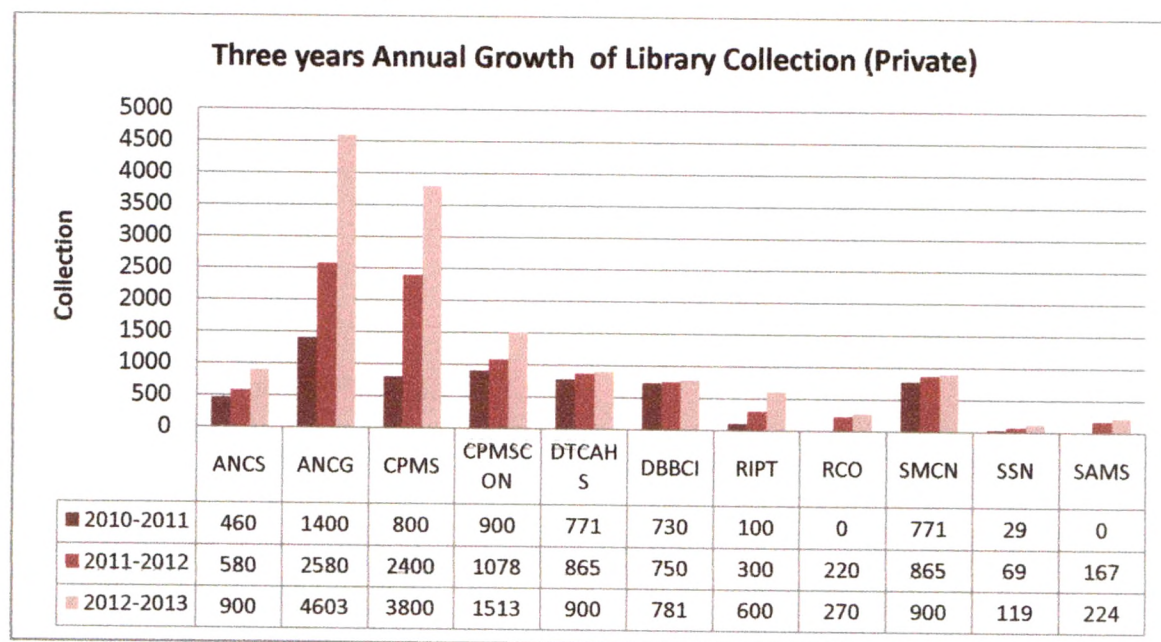
The Table 4.8. indicates the 3 years annual growth of library collection by the libraries of private Medical and Paramedical colleges recognized by Srimanta Sankaradeva University of Health Sciences.

Table No 4.8 Annual Growth of Library Collection in the Private Medical and Paramedical Colleges (till 2010-13)

Libraries	2010-2011	2011-2012	2012-2013
ANCS	460	580(26.08%)	900(55.17%)
ANCG	1400	2580(84.28%)	4603(78.41%)
CPMS	800	2400(200%)	3800(58.33%)
CPMCON	900	1078(19.77%)	1513(40.35%)
DTCAS	771	865(12.19%)	900(4.04%)
DBBCI	730	750(2.73%)	781(4.13%)
RIPT	100	300(200%)	600(100%)
RCO	0	220	270(22.72%)
SMCN	771	865(12.19%)	900(4.04%)
SSN	29	69(31.42%)	119(137.93%)
SAMS	0	167	224(34.13%)

The average of 3 years shows that there are 6 colleges/institutes purchased the books below 100 whereas 5 libraries purchased books between 101-1000.

Fig. 4.4 Annual Growth of Library Collection in the Private Medical and Paramedical Colleges (till 2010-13)



(i) Periodicals in print

The number of periodicals subscribed by the respondent Medical and Paramedical college libraries recognized by Srimanta Sankaradeva University of Health Sciences is mentioned in the Table 4.9.

Table No. 4.9 Periodicals (current) subscribed by respondent libraries of Government Medical and Paramedical colleges

Number of periodicals subscribed	Subscription to Periodicals (2012-13)		
	Indian	Foreign	Total (Ind. + For.)
Less than 20	3 (21.4%)	3(21.4%)	2(14.28%)
21-40	2(14.28%)	0	2(14.28%)
41-60	4(28.6%)	2(14.3%)	2(14.28%)
61-80	0	0	2(14.28%)
81-100	0	0	1(7.14%)
101-120	0	0	0
121-140	1(7.14%)	0	1(7.14%)
Not Available	4(28.6%)	9(64.3%)	4(28.6%)
Total	14	14	14

- The total range of the periodicals (Indian and foreign) subscriptions by respondent libraries ranges is from 1- 140. The total subscriptions are less than 20 in 2 libraries (14.28%). More than half of the libraries (9) subscribe the periodicals in the range of 1 to 100. Only 1 library (7.14%) subscribes the periodicals in the range of 121-140, whereas 4 libraries (28.6%) do not subscribe any periodical.
- Subscription to Indian periodicals varies from 1 to 140 periodicals. About 3 (21.4%) libraries subscribe less than 20 and another 2 libraries (14.28%) subscribe in the range of 21-40 and 4 (28.4%) libraries subscribe in the range of 41-60 Indian periodicals. Only 1 (7.14%) library subscribes 121-140 Indian periodicals.
- Subscription to foreign periodicals varies from 1-60 periodicals. A Major portion (63.4%) does not subscribe foreign periodicals. Another 3(21.4%) libraries subscribe less than 20 foreign periodicals. Only two libraries (14.3%) subscribe in the range of 41-60.

Fig. 4.5 Periodicals (current) subscribed by respondent libraries of Government Medical and Paramedical colleges

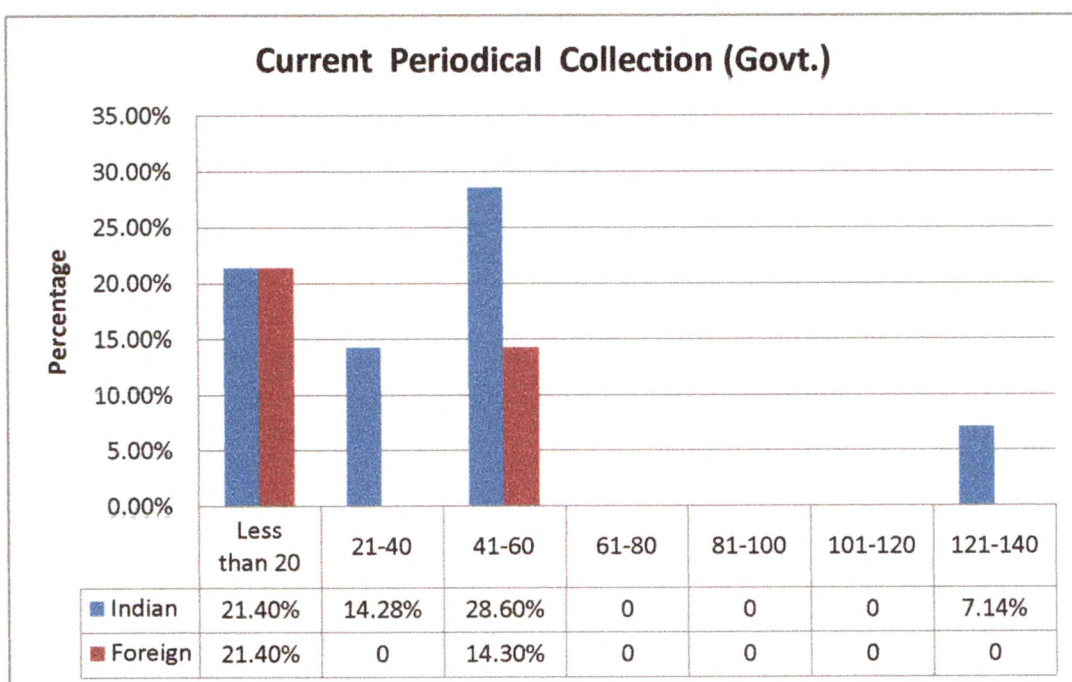
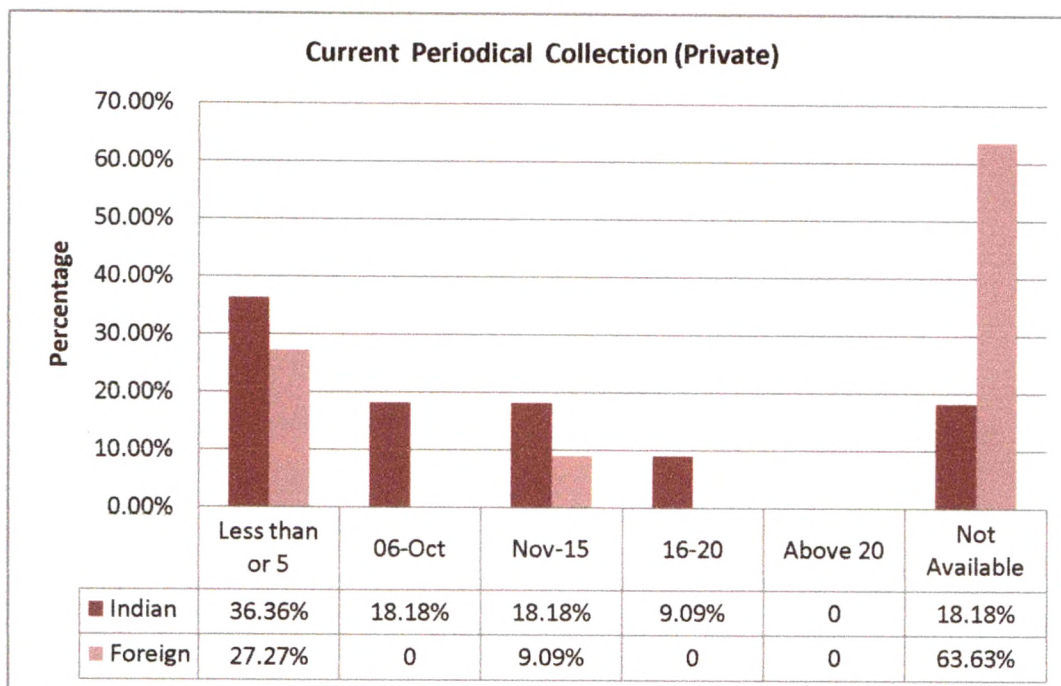


Table 4.10 Periodicals (current) subscribed by respondent libraries of Private Medical and Paramedical Colleges

Number of periodicals subscribed	Subscription to Periodicals (2012-13)		
	Indian	Foreign	Total (Ind. + For.)
Less than or 5	4(36.36%)	3(27.27%)	2(18.18%)
6-10	2(18.18%)	0	2(18.18%)
11-15	2(18.18%)	1(9.09%)	2((18.18%)
16-20	1(9.09%)	0	2(18.18%)
Above 20	0	0	0
Not Available	2(18.18%)	7(63.63%)	3(27.27%)
Total	11	11	11

- The total range of the periodicals (Indian and foreign) subscriptions by respondent private libraries range is from 1- 20. The total subscriptions are less than 5 or 5 in 2 libraries (18.18%). Two libraries each (06) are in the range of 6-10, 11-15 and 16-20 respectively, whereas 3 libraries (27.27%) do not subscribe any periodical.
- Subscription to Indian periodicals varies from 1 to 18 periodicals. About 4 (36.36%) libraries subscribe less than or 5. Two libraries (18.18%) each subscribe in the range of 6-10 and 11-15 respectively. Only 1 (9.09%) library subscribes 16-20 Indian periodicals.
- Subscription to foreign periodicals varies from 2-11 periodicals. Three such libraries (63.63%) donot subscribe foreign periodicals. Another 3(27.27%) libraries subscribe less than 5 or 5 foreign periodicals. Only one library (9.09 %) subscribes in the range of 11-15.

Fig 4.6 Periodicals (current) subscribed by respondent libraries of Private Medical and Paramedical Colleges



As per Medical Council of India the number of journals shall be 100 out of which one-third shall be foreign journals and subscribed on continuous basis.

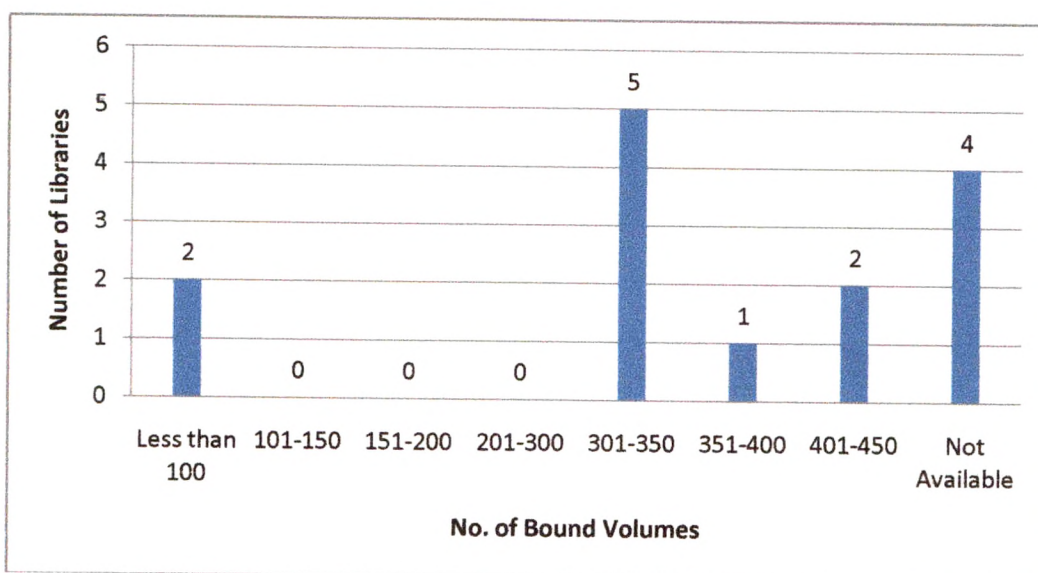
(ii) Periodicals (Bound Volumes)

The back issues of the journals are preserved in the library in bound form. Attempt has been made to collect the statistics on bound volumes which is summarized in 4.11.

Table 4.11 Periodicals (Bound) preserved by Respondent Government Libraries of Medical and Paramedical colleges

No. of Bound volumes	Number of Libraries	Total%
Less than 100	2	14.28%
101-150	0	0
151-200	0	0
201-300	0	0
301-350	5	35.72%
351-400	1	7.15%
401-450	2	14.28%
Not Available	4	28.57%
Total	14	14(100%)

Fig. 4.7 Periodicals (Bound) preserved by Respondent Government Libraries of Medical and Paramedical colleges



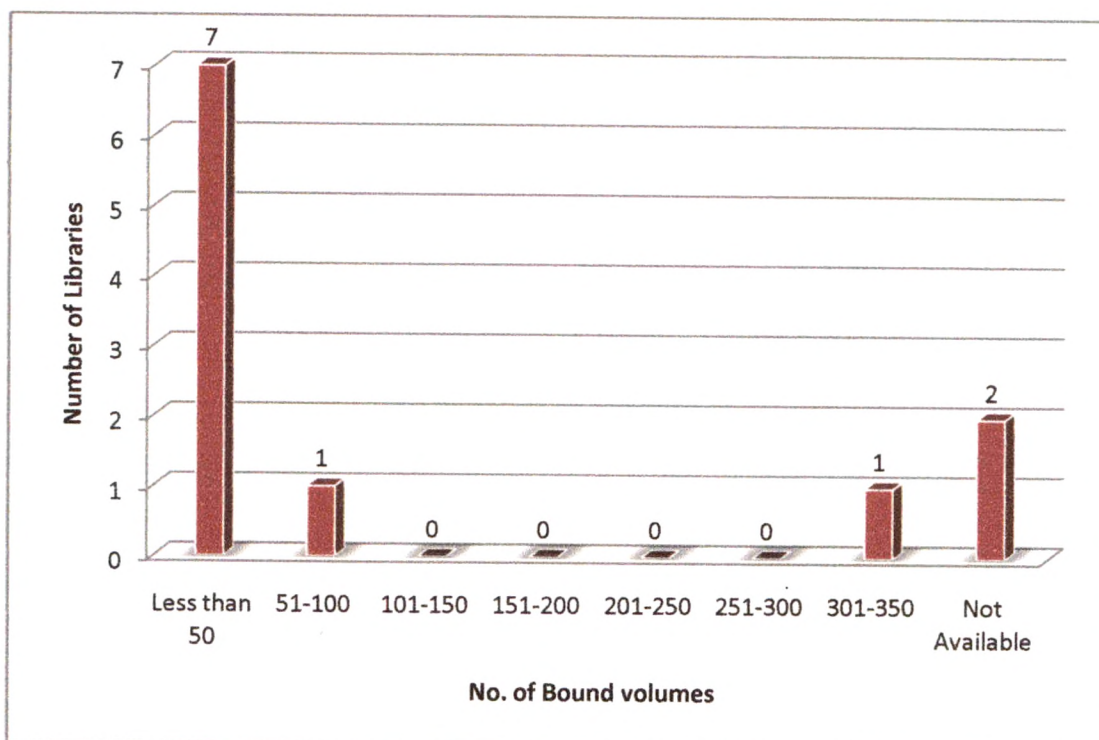
Out of 14 respondent libraries, four of them (28.57) are not preserving bound volumes.

- Remaining 10 (71.43%) libraries are preserving the bound volumes.
- The range of preservation varies from 5-450.
- Number of bound volumes collection is below 100 in 2 libraries (14.28%). 5 libraries (35.72%) have in the range of 301-350, 1 library (7.15%) has in the range of 351-400.
- Another 2(14.28)% have the bound volumes collection in the range of 401-450.

Table 4.12 Periodicals (Bound) preserved by respondent libraries of Private Medical and Paramedical Colleges

No. of Bound volumes	Number of Libraries	Total%
Less than 50	7	63.63%
51-100	1	9.09%
101-150	0	0
151-200	0	0
201-250	0	0
251-300	0	0
301-350	1	9.09%
Not Available	2	18.18%
Total	11	14(100%)

Fig. 4.8 Periodicals (Bound) preserved by respondent libraries of Private Medical and Paramedical Colleges



- Out of 11 respondent libraries, two of them (18.18%) are not preserving bound volumes.
- Remaining 9 (71.43%) libraries are preserving the bound volumes.
- The range of preservation varies from 1-309.
- Number of bound volumes collection is below 50 in 7 libraries (63.63%). 1 library (9.09%) has in the range of 51-100 and another 1 library (9.09%) has in the range of 301-350.

It is also found that few Paramedical libraries are not preserving bund volumes

4.2.2 Library Collection (Non print resources)

(i) CD's/DVD's

The CD collection is shown in the Table 4.13

Table 4.13: CD's and DVD collection in Government Medical and Paramedical College Libraries.

No. of Bound volumes	Number of Libraries	Total%
Less than 100	2	14.28%
101-150	0	0
151-200	1	7.15%
201-300	0	0
301-350	1	7.15%
351-400	1	7.15%
401-450	2	14.28%
Not Answer	7	50%
Total	14	14(100%)

It is found that 2 libraries (14.28%) have more than 400 CDs collection. 7 libraries (50%) did not provide the data. The collection varies from 1-450.

The CD collection in Private colleges are shown in the Table 4.14.

Table 4.14: CD's and DVD collection in Private Medical and Paramedical College Libraries.

No. of Bound volumes	Number of Libraries	Total%
Less than 10	2	18.18%
10-20	2	18.18%
21-30	1	9.09%
31-40	1	0
Above 40	1	9.09%
Not Available	4	36.36 %
Total	11	11(100%)

It is revealed from the table that only one library (18.18%) has more than 40 CD's collection. Another 2 libraries have less than 10 CDs collection. 4 libraries (36.36%) did not provide the data. The collection varies from 1-41.

(ii) On-line Databases

Presently the government Medical and Paramedical libraries are subscribing the electronic databases. The researcher received varied response in this regard. Five (35.72%) medical college libraries subscribe online databases MEDLINE.

A few librarians have mentioned e-journals as a database; even though the names mentioned by the librarians are 1) J-Gate 2) BMJ .Remaining libraries are not subscribing, may be due to high subscription cost of the databases. Supports of management, availability of internet connection are also the factors in this regard.

No private Medical and Paramedical colleges have online databases.

(iii) e-journals

Only 2 government libraries (14.28%) subscribe the e-journals such as BMJ Online journal and J-Gate.

Only one private college library is providing e-journal(J-Gate) facility to their user.

4.2.3 Library Budget

Finance is the crucial factor in developing the library resources, as well as infrastructure. For consecutive three years library budget of respondent government Medical and Paramedical colleges are mentioned the Table 4.15.

Table No. 4.15 Library Budget for three years(Government Colleges)

Libraries	2010-2011(in lakhs)	2011-2012(in lakhs)	2012-2013(in lakhs)
AHMC	01.00	04.00	03.00
AMC	10.00	20.00	20.00
DJSHMC	00.15	00.10	00.10
FAAMC	----	100.00	70.00
GMC	24.00	20.00	26.00
GAC	01.00	00.50	00.53
IPSD	00.15	00.20	00.50
IPSS	00.25	00.30	00.50
IPG	02.00	00.80	00.50
IPS	02.00	10.00	05.00
JMC	50.00	80.00	15.00
RDC	02.00	10.00	05.00
RNC	01.00	00.50	01.20
SMC	10.00	20.00	20.00

Library budget ranges from 15,000 to 50,00000 for the academic year 2010-11 and 10,000 to 100,00000 for the academic year 2011-12 while 10,000 to 70,00000 for the last year (2012- 2013). It is found that the budget of 14 respondent libraries is not stable year wise.

Table No. 4.16 Private Medical and Paramedical college library budget for three years

Items	AIN	ANC	CPMS	CPMS CN	DTCAHS	DBBC I	RIPT	RCO	SMC N	SSN	SAM S
Total Library Budget											
2010-2011	03.00	01.00	02.00	02.00	00.15	00.10	00.10	----	00.19	01.50	----
2011-2012	05.00	03.00	02.00	02.00	00.84	01.50	00.12	01.30	01.20	0.1.0 0	----
2012-2013	05.00	02.00	02.00	02.00	00.33	01.00	00.15	01.75	00.35	02.00	01.50

Library budget ranges from 10,000 to 3,00,000 for the academic year 2010-11 and 12,000 to 5,00,000 for the academic year 2011-12 while 33,000 to 5,00,000 for the last year (2012-2013). It is also found that the budget of 11 respondent libraries is not stable year wise.

The respondents are also asked to mention the separate provision for computerization in the library budget. Accordingly only one library mention that they have separate budget allocation for computerization whereas 24 libraries did not answer the question

4.2.4 Library Building

Spacious library building is required for holding the print resources, equipments, book cases and reading area required for the users. The factors such as spacious library building, long working hours and good ambience attracts the users to spend more time in the library. Attempt has been made to collect information on total library area (Table 4.17 & 4.18), number of reading rooms (Table 4.19 & 4.20), seating capacity (Table 4.21 & 4.22) .

(i) Total Library Area

Table No. 4.17 Area of Libraries of Government Medical and Paramedical Colleges

Library Area (square feet)	Number of Libraries	Total %
Below 1000	2	14.28
1001-2000	7	50
2001-3000	2	14.28
3001-4000	0	0
4001-5000	0	0
Above 6000	2	14.28
Not Given	1	7.14
Total	14	100

Out of 14, 3 institutes (21.42%) have separate building for the library. In remaining institutes the library is a part of the organization itself.

- 92.85% (13) libraries responded the question by providing the library area. One library did not respond this question.
- 14.28% (2) libraries having the sq.ft. area below 1000.
- 7 libraries (50%) have the range from 1001-2000 sq.ft.
- 2 (14.28%) libraries have the range from 2001-3000 sq.ft.
- The area exceeds 6000 sq.ft.in 2 libraries. (14.28%).

Table No. 4.18 Area of libraries of Private Medical and Paramedical Colleges

Library Area (square feet)	Number of Libraries	Total %
Below 500	2	18.18
500 -1000	5	45.45
1001-1500	3	27.27
Above 1500	1	9.09
Not Given	1	9.09
Total	11	100

- 90.90% (11) libraries responded the question by providing the library area.
- 18.18% (2) libraries having the sq.ft. area below 500.
- 5 libraries (45.45%) have the range from 500-1000 sq.ft. and 1001-1500 sq.ft.in 3 libraries (27.27%).
- The area exceeds 1500sq.ft.in 1 library (9.09%). One library did not respond to this question.

ii) Reading Room

Table No. 4.19 Area of Libraries of Government Medical and Paramedical Colleges

Libraries	Number of Reading Rooms
AHMC	2
AMC	3
DJSHMC	1
FAAMC	5
GMC	2
GAC	1
IPSD	---
IPSS	1
IPG	2
IPS	1
JMC	3
RDC	1
RNC	2
SMC	3

It is found from the table that FAAMC, Barpeta has highest number of reading room (05). Followed by AMC (Dibrugarh), JMC(Jorhat), SMC(Silchar).

Table No. 4.20 Area of libraries of Private Medical and Paramedical Colleges

Libraries	Number of Reading Rooms
AIN	1
ANC	1
CPMS	2
CPMSCN	1
DTC AHS	3
DBBCI	1
RIPT	1
RCO	2
SMCN	1
SSN	1
SAMS	1

It is found from the table that Downtown College of Allied Health Sciences (DTC AHS) has highest number of reading room (03). Followed by, CPMS(Guwahati) and RCO(Jorhat).

iii) Seating Capacity

Table 4.21. Seating Capacity in the Government Libraries of Medical and Paramedical Colleges

Seating Capacity	No. of Libraries	Percentage
Below 100	5	35.71%
100-150	2	14.29%
151-200	3	21.43%
Above 200	3	21.43%
No Answer	1	7.14%
Total	14	100%

- It is found that there are 5 libraries have the seating capacity below 100 seats.
- 2 libraries have in the range of 100-150 seats.
- 150-200 seating capacity is available in 3 libraries.
- Only 3 libraries have the seating capacity above 200.

The range of seating capacity in the libraries of Medical and Paramedical colleges is from 20-250.

Table No. 4.22: Seating Capacity in the Private Libraries of Medical and Paramedical Colleges

Seating Capacity	Medical & Paramedical Colleges	Percentage%
Below 20	1	9.09%
21-30	3	27.27%
31-40	5	45.45
41-50	2	18.18%
Total	11	100%

It is found that there is 1 library which has the seating capacity below 20 seats.

- 3 libraries have in the range of 21-30 seats.
- 31-40 seating capacity is available in 5 libraries.
- Only 2 libraries have the seating capacity 41-50.

The range of seating capacity in the libraries of Medical and Paramedical college is from 10-50.

As per the MCI norm, the required library area for an admission of 200 students should be an air-conditioned Central Library (3200 Sq.m) with seating arrangement for at least 400 students for reading and having good lighting and ventilation and space for stocking and display of books and journals. There shall be one room for 200 students inside and one room for 200 students outside.

4.2.5 Manpower

Sufficient manpower is required in library of Medical and Paramedical Colleges for catching up with the day-to-day lengthy library hours for providing library services to the users for long duration, as well as for conducting various library activities such as computerization of various library functions and activities, library projects etc.

Therefore during the study, data of the manpower available in respondent libraries is collected and analyzed in the Table 4.23.

Table No. 4.23 Manpower available in the Libraries of Govt Medical & Paramedical Colleges. Recognized by SSUHS

Library Staff	Number of colleges	Total %
Less than 3	9	64.28
4-5	2	14.28
Above 6	3	21.42
Total	14	100

- The range of manpower is from 1-11, varies from library to library.
- In 9 respondent libraries (64.28%), total manpower is or below 3. Out of that 5 libraries are run by only one person.
- 2 libraries (14.28%) have the staff ranging from 4-5.
- In a few libraries (3 i.e. 21.42%), the staff number is above 6

The distribution of the library staff is given in the Table 4.24.

Table 4.24 Distribution of Library Staff

Items	AHMC	AMC	DJSHMC	FAAMC	GMC	GAC	IPSD	IPSS	IPG	IPS	JMC	RDC	RNC	SMC
Professional Staff	----	3	----	1	2	1	-----	-----	1	----	6	1	1	3
Non-professional staff	1	2	1	5	9	2	1	1	1	1	2	1	1	2
Total	1	5	1	6	11	3	1	1	1	1	8	2	2	5
Percentage of professional staff	---	60%	---	16.67%	18.18%	33.33%	----	----	50%	--	75%	50%	50%	60%

Out of 14 respondent libraries, maximum number of staff available in Gauhati Medical College(GMC), Guwahati. But regarding the professional staff, Jorhat Medical College(JMC), Jorhat has highest number of professional staff. It is found that the librarian and Class IV categories are available in more in number as compared to remaining categories of the library staff.

Table No. 4.25 Manpower available in the Libraries of Private Medical & Paramedical Colleges. recognized by SSUHS

Items	AIN	ANC	CPMS	CPMSCN	DTCAHS	DBBCI	RIPT	RCO	SMCN	SSN	SAMS
Professional Staff	1	1	1	1	2	1	-----	-----	2	---	--
Non-professional staff	----	---	----	---	3	1	2	1	3	2	1
Total	1	1	1	1	5	2	2	1	5	2	1
Percentage of Professional Staff %	9.09	9.09	9.09	9.09	18.18	9.09	0	0	18.18	0	0

Out of above mentioned 11 respondent libraries, maximum number of staff available in Downtown College of Allied Health Science(DTCAHS), Guwahati. Regarding the professional staff ,DTCAHS and SMCN is having highest number. It is also found that four libraries do not have professional staff.

MCI has already laid down minimum staff requirements and scale of librarian for Medical institutions. It is found that apart from the librarian scale the minimum staff requirements are not mentioned by MCI for the colleges. Therefore, MCI should recommend the guidelines for the library staff also. This could be the reason for availability of librarian and class IV categories more in number in Medical and Paramedical colleges.

Table No. 4.2.6 Library Timings

The responses received from the libraries are summarized in the Table 4.26

Table 4.26. Working hours of the Libraries of government Medical and Paramedical colleges

Library timings	Number of libraries	Total %
Below 8	6	42.85%
8-9 hours	3	21.42%
10-12	4	28.57%
13-15	1	7.14%
More than 15	0	0
Total	14	100%

- A major portion of libraries (42.85%) have less than 8 working hours. 3 libraries (21.42%) libraries have normal working hours which are 8-9 hours.
- 4 libraries (28.57%) work for 10-12 hours per day. Whereas only 1 library (7.14%) library remains open for 13-15 hours.

No library is kept open during off timings i.e on weekends, holidays etc

Table No. 4.27 Working hours of the Libraries of Private Medical and Paramedical Colleges

Library timings	Number of libraries	Total %
Below 6	2	18.18%
6-7 hours	5	45.45%
8-9	4	36.36%
More than 9	0	0
Total	11	100%

- Two libraries(18.18%) have below 6 hours timings. A major portion of libraries (45.45%) have 6-7 working hours. Four libraries (36.36%) libraries have normal working hours which are 8-9 hours.

No private library kept opens during off timings i.e on weekends, holidays etc.

4.2.7 Library Services

4.2.7.1 Circulation Service

An attempt has been made to find the circulation hours of the respondent libraries of Medical and Paramedical colleges recognized by SSUHS as mentioned in the Table 4.28 and 4.29 also various systems used for transaction of the documents in the library (Table 4.30).

Table No. 4.28 Circulation Service provided by the Libraries of Government Medical & Paramedical Colleges.

Circulation Hours	Number of Libraries	Total %
Below 8	4	28.57%
8-9 hours	3	21.43%
9-11	4	28.57%
Above 11	1	7.14%
No Answer	2	14.28%
Total	14	100

- It is found that 4 libraries (28.57%) are providing circulation service for less

than 8 hours. Out of that 2 libraries have the library staff members ranging from 1-2 providing the service for 5-7.30 hours.

- Basic 8-9 hours service is provided by 3 libraries (21.43%), whereas 9-11 hours service by 4 libraries (28.57%).
- Above 11 hour's service provided by only 1 library (7.14%). 2 libraries (14.28%) did not provide the data in this regard.

It is found that the range of circulation service is showing great variation from 6 hours- 14 hours daily.

Table No. 4.29 Circulation Service provided by the Libraries of Private Medical & Paramedical Colleges.

Circulation Hours	Number of Libraries	Total %
Below 6 hours	2	18.18 %
6 -7 hours	5	45.45%
8 – 9 hours	4	36.36%
Above 9	0	0
Total	11	100%

It is found that the range of circulation service is showing great variation from 4 hours- 8 hours daily.

- It is found that 2 libraries (18.18%) are providing circulation service for less than 6 hours.
- Basic 6-7 hours service is provided by 5 libraries (45.45%), whereas 8-9 hour's service by 4 libraries (36.36%) libraries. No library provides above 9 hours.

(i) Library Access System

- Majority of respondent libraries (9 libraries (64.28%)) are using open access system.
- Only 1 library (7.14%) is giving semi access.
- 4 libraries (28.57%) are giving closed access.

- In case of Private colleges, 7(63.63%) libraries are using open access.
- Only 1 (9.09%) library is giving partially open access.
- 3(27.27%) libraries are giving closed access.

It is observed that for a library of paramedical and pharmacy it is required to provide open access to the students and faculty members. In this context, it is best summarised by S.R. Ranganathan (1966). The father of library science in these words “ it is a crime to deny a person a direct access to his documents which alone can find out” .

(ii) Use of Document Transaction Scheme

Table 4.30. Document Transaction Schemes in the Libraries of Medical & Paramedical libraries

Document Transaction	Number of Libraries	Total %
Newark	0	0
Browne	4	28.57
Register	6	42.86
One card	0	0
Automatic	2	14.28
Browne& Automatic	0	0
Register& Automatic	1	7.14
One card& Automatic	0	0
No Answer	1	7.14
Total	14	100

- It is found that 2 (28.14%) libraries use automatic system and one library using register as well as automatic system. Out of 14, 6 libraries (42.86%) use manual register for charging-discharging of documents.
- It is found that the libraries use automatic as well as manual systems mainly due to frequent power cuts, and lack of generator backups. Requirement of skilled staff is another reason behind the same.
- One library (7.14%) did not respond this question.
- Nobody is using Newark system and One card system.

Therefore libraries are gradually shifted from traditional to automated circular system.

➤ A majority portion of private Medical and Paramedical colleges i.e. out of 11, 10(90.90%) libraries are maintaining document transaction through manual register. Only one (9.09%) library is using E-granthalaya software for document transaction.

4.2.8 Library Statistics

All the libraries are maintaining library statistics. Out of that 3 libraries are using commercial library software. It is observed that the libraries are using the commercial library software can easily maintain the required library statistics.

(i) Documents Issued Daily and Daily internal visitors

The data collected on the daily issued documents and the number of internal visitors in the library as mentioned in the Table 4.31

Table 4.31 Documents Issued Daily and Daily internal visitors in the Government Libraries of Medical and Paramedical College.

Range	No. of visitors	Document issued daily
Below 50	4 (28.57%)	6 (42.85%)
50-100	4 (28.57%)	3 (21.42%)
101-150	2 (14.28%)	1 (7.14%)
151-200	1 (7.14%)	1 (7.14%)
Above 200	2 (14.28%)	2 (6.25%)
No Answer	1 (7.14%)	0
Total	14	14

- In 6 libraries (42.85%) the transactions are below 50. Out of that a few are newly established.
- 3 libraries (21.42%) have more than 50 daily transactions of documents.
- In 1 library each (7.14%), the daily transactions are from 101-150 and 151-200.
- Only 2 libraries have the daily transactions above 200, while 1 (7.14%) did answer the question of internal visitor?.

Table 4.32 Documents Issued Daily and Daily internal visitors in the Libraries of Private Medical and Paramedical College Library

Range	No. of visitors	Document issued daily
Below 10	3(27.27%)	3(27.27%)
10-50	5(45.45%)	6(54.54%)
51-100	2(18.18%)	2(18.18%)
Above 100	1(9.09%)	0
Total	11	11

- In 3 libraries (27.27%) the transactions are below 10. Out of that a few are newly established.
- 2 libraries (18.18%) have more than 50 daily transactions of documents.
- In 6 libraries (54.54%), the daily transactions are from 10-50.
- No library has the daily transactions above 100.

(ii) Daily internal visitors

In government colleges daily transaction varies from 15-250. In 2 libraries daily visitor is over 200.

Out of 11 private Medical and Paramedical college library, only 1 respondent library is having daily internal visitors are more than 100, in 2 libraries (18.18%), the number of internal visitors is between 51-100. In 5 libraries (45.45%), the number of internal visitors is in the range of 10-50. No library is allowing outside users.

(iii) Classification and Cataloguing

For classification, out of 14, 7 (50%) government Medical and Paramedical college libraries are using DDC 22nd edition, 2(14.28%) libraries are using DDC 23rd edition and 5(35.71%) libraries do not have any classification scheme. For cataloguing, 5 (35.71%) libraries are using AACR-II cataloguing schemes and 9(64.28%) libraries do not have any cataloguing facility.

In case of private Medical and Paramedical college library, out of 11 libraries, 5 (45.45%) libraries are using DDC 22nd edition and 6 (54.54%) libraries don't have any classification scheme. They have just arranged the documents subject wise. For

cataloguing, one (9.09%) library is using MARC 21, another one (9.09%) is using AACR II and only one (9.09%) is having CCC system of cataloguing. Eight (72.72%) libraries do not have any cataloguing method.

4.2.9 Home Lending Service

The data regarding the home lending services is collected and analyzed in the Table 4.33

Table No . 4.33 Loan Period of Documents in the Libraries of Medical and Paramedical College

Loan Period	User Category					
	Students(UG&PG)		Faculty		Research	
	Books	CD's	Books	CD's	Books	CD's
Up to 6 Days	1	1	1	1	1	1
One Week	1	1	-	1	-	3
Ten Days	0	0	0	0	0	0
Two Weeks	11	9	8	1	2	2
One Month	-	-	2	2	0	2
3 Months	-	-	2	1	2	-
6 Months	1	1	1	1	1	1
No Limit	-	-	0	0	0	0
Not Answer	0	0	0	0	8	3
Total	14	14	14	14	14	14

In case of students, the loan period of books is in the range of 5 days to 6 months. Only one library (7.14%) loaned the books for 5 days. Eleven libraries (78.57%) loaned the books to the students for a period of two weeks. Books are loaned for a long period to the faculty members in most of the libraries as compared to students. Only one (7.14%) library viz. Gauhati Medical College (GMC) library issue books to all users for 6 months i.e. one semester. As the CD's includes the current information on the topic, it has been observed that the CD's are issued for fewer periods (5-7 days) in the respondent Libraries, while 2(14.28%) libraries do not issue CD to users. (It is observed that during the data

collection generally the libraries are not giving the journal/periodicals and the reference books for home lending purpose. Therefore the data regarding the home lending of those categories has not been collected.)

Table No. 4.34 Loan Period of Books in the Libraries of private Medical and Paramedical College

Loan Period	Students(UG & PG)	Faculty	Research Scholar
Upto 6 days	1	0	0
One week	3	1	0
Ten days	0	0	0
Two weeks	5	7	0
1 month	0	3	0
Less than one month	0	0	0
No Answer	2	---	---

No research scholar is available in the private Medical and Paramedical colleges. Books are issued for 6 days only in one library (7.14%). In majority of libraries books are issued for 15 days i.e. two weeks. In three libraries books are issued for 30 days for faculty.

No private Medical and Paramedical college library issue CD's to students.

4.2.10 Over Due Charges

Out of 14 government libraries, 2 libraries charge as Rs. 1/- per day overdue above 15 days and another 1 library charge Rs.0.50 paisa after 7 days as overdue .

In private libraries, out of 11 libraries, 3 libraries charge Rs. 2/- per day as overdue. Another 2 libraries charge Rs. 10/- as overdue per day which is very high.

4.2.11 Copy of Library rules

Majority of libraries (64.28%) have library rules and are circulating it among the library users. Only 21.42 % libraries do not have printed rules whereas 2 (14.28%) libraries did not respond.

Private Medical and Paramedical college libraries do not have library rules in printed form.

4.2.12 Types of Library services

Data collected regarding the services provided by the respondent libraries of management institutes recognized by SSUHS and analyzed in the Table 4.35

Table 4.35: Present Status of Government Medical and Paramedical Library: Services

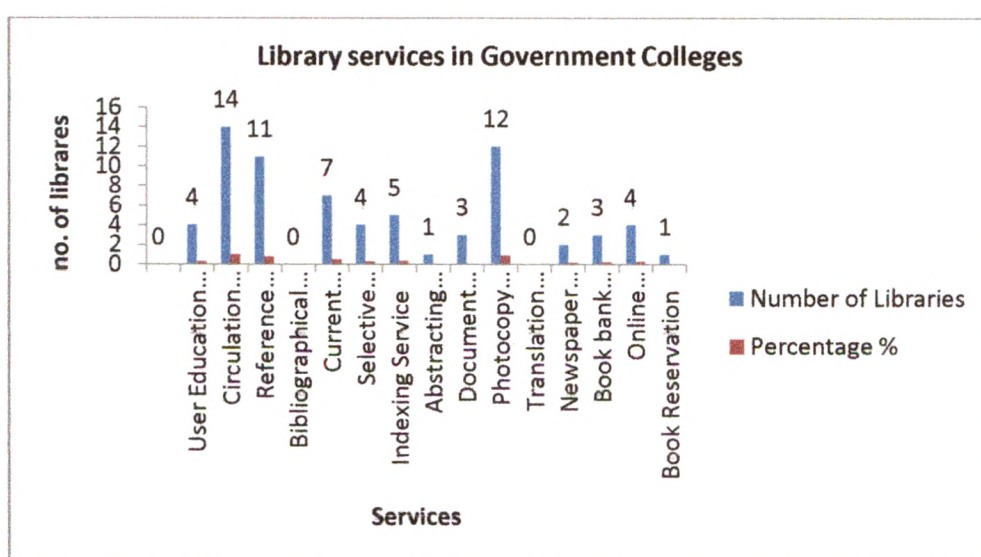
Services	AHMC	AMC	DJSHMC	FAAMC	GMC	GAC	IPID	IPIS	IPG	IPS	JMC	RDC	RNC	SMC
User Education Service	N	N	N	Y	Y	N	N	N	Y	N	Y	Y	Y	Y
Circulation Service	Y	Y	Y	Y	Y	Y	Y	Y	Y	Y	Y	Y	Y	Y
Reference Service	Y	Y	Y	Y	Y	Y	N	N	Y	N	Y	Y	Y	Y
Bibliographical Services	N	N	N	N	N	N	N	N	N	N	N	N	N	N
Current Awareness Service	N	Y	N	Y	Y	Y	N	N	N	N	Y	N	Y	Y
Selective Dissemination of Information	N	N	N	Y	Y	N	N	N	N	N	Y	N	Y	N
Indexing Service	N	N	N	Y	Y	N	N	N	N	N	Y	N	Y	Y
Abstracting Service	N	N	N	Y	N	N	N	N	N	N	N	N	N	N
Inter Library Loan/ Document Delivery Service	N	N	N	Y	N	N	N	N	N	N	Y	N	Y	N
Photocopy Service	N	Y	Y	Y	Y	Y	Y	Y	Y	N	Y	Y	Y	Y
Translation Service	N	N	N	N	N	N	N	N	N	N	N	N	N	N
Newspaper clipping	N	N	Y	N	N	Y	N	N	N	N	N	N	N	N
Book bank service for SC/ST	N	Y	N	N	N	N	N	N	N	N	Y	N	N	Y
Online Database searching	N	N	N	Y	Y	N	N	N	N	N	Y	N	N	Y
Book Reservation	N	N	N	Y	Y	N	N	N	N	N	Y	N	N	Y
Display of new arrivals	N	Y	N	Y	Y	N	N	N	N	N	Y	N	N	Y

Table 4.36: Present Status of Government Medical and Paramedical Library: Services

Services	Number of Libraries	Percentage
User Education Service	7	50%
Circulation Service	14	100%
Reference Service	11	78.57%
Bibliographical Services	0	0
Current Awareness	7	50%
SDI	4	28.57%
Indexing Service	5	35.71%
Abstracting Service	1	7.14%
DDS	3	21.42%
Photocopy Service	12	85.71%
Translation Service	0	0
Newspaper clipping	2	14.28%
Book Bank Service	3	21.42%
Online Database	4	28.5%
Book Reservation	1	7.14%

Out of 14 responded libraries of Medical and Paramedical colleges affiliated to SSUHS, only four libraries mentioned that they are providing SDI service to the users, mainly to the faculty members related to their teaching subject and to the researchers for their research work. It is found that mostly the SDI is provided in anticipation.

Fig. 4. 9: Library services in Government Medical and Paramedical Colleges



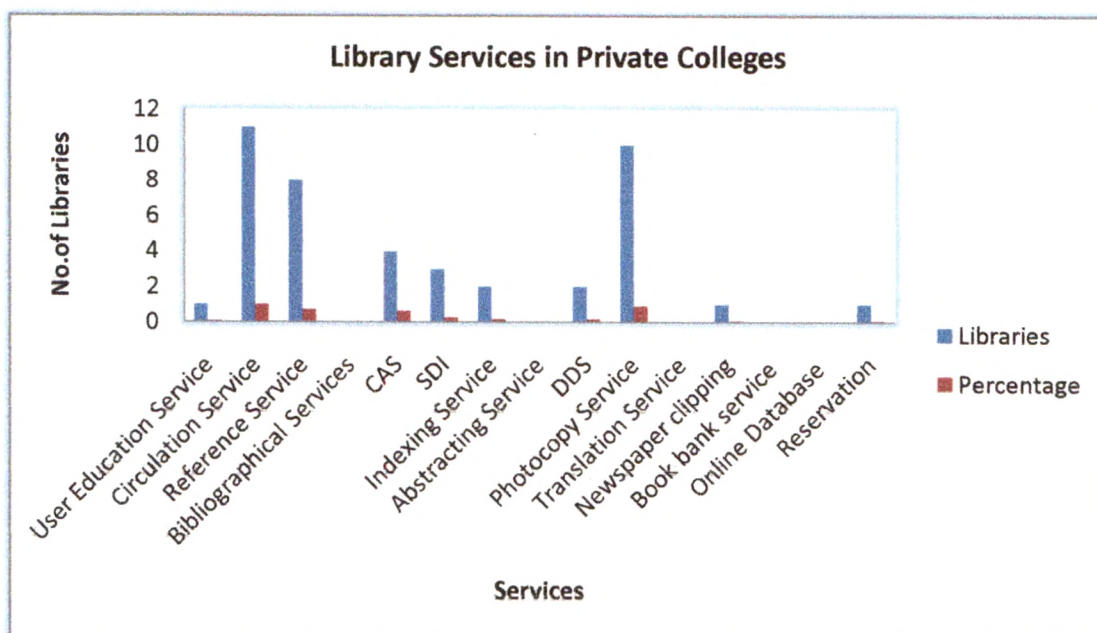
- Still 10 respondent libraries are not providing SDI service to the users.
- It has been found that circulation, reference and photocopy are the mostly used services in the respondent libraries of Medical and Paramedical colleges.
- The services such as bibliography and translation are not traced out.

Table No. 4.37: Present Status of Private Medical and Paramedical Library: Services

Services	Number of Libraries	Percentage %
User Education Service	1	9.09%
Circulation Service	11	100%
Reference Service	8	72.72%
Bibliographical Services	0	0
CAS	4	63.63%
SDI	3	27.27%
Indexing Service	2	18.18%
Abstracting Service	0	0
DDS	2	18.18%
Photocopy Service	10	90.90%
Translation Service	0	0
Newspaper clipping	1	9.09%
Book bank service	0	0
Online Database	0	0
Book Reservation	1	9.09%

- Out of 11 responded libraries of private Medical and Paramedical colleges affiliated to SSUHS, Only one library provides user education. Three libraries mentioned that they are providing SDI service to the users. Still 8 respondent libraries are not providing SDI service to the users.
- It has been found that reference, photocopy and circulation are the mostly used services in the respondent libraries of Medical and Paramedical colleges.
- The services such as bibliography, abstracting, translation, Book bank service and online databases are not traced out.

Fig. 4.10 Library services in Private Medical and Paramedical Colleges.



4.2.13 Photocopying Facility

As now the photocopying facility has become a basic facility in the libraries, the data collected in this regard and analyzed in the Table 4.38

Table No. 4.38 Photocopying Facility in the Government Colleges

Photocopy Service	Number of libraries	Total
Own machine in the library	6	42.85%
On Contract basis	2	14.28%
Institutional Campus	4	28.57%
Not available	2	14.28%
Total	14	100%

- Out of 14, 12 respondent libraries (85.71%) are providing photocopying facility to the users, whereas 2 libraries (14.28%) do not have the facility.
- Six libraries are providing the facility through their own machine, 4 libraries are providing the facility through their institutional campus, while 2 libraries are providing the facility on contract basis.
- No library is providing the facility to the outsiders.
- All twelve libraries mentioned the charges taken from the students for photocopying. Out of that 10 libraries are providing the facility by charging one rupee, 2 libraries are charging Rs. 1.50 per page.
- 3 libraries are providing the facility on "Free basis", to the faculty and 9 libraries are providing by taking the charge of Rupee 1/-.

- Out of 11 private libraries, 10 libraries are providing photocopy service. Eight libraries have photocopy machine on contract basis and two libraries have got their own. Libraries are providing this service by taking Rs. 1.50 per page.

4.2.14. Public relation activities

Table No. 4.39 Public Relation activities in the Government Libraries of Medical and Paramedical Colleges

Library Service	Number of Medical and Paramedical College Libraries			
	Yes	No	No answer	Total
User Education	7	7	---	14
Book Exhibitions	2	7	5	14

- 7 libraries (50%) are conducting user education programs.
- only 2 libraries (14.28%) are conducting book exhibitions programs.

It is also found that there is only one library (7.14%) conducting both the public relation activities such as user education and book exhibitions. 7 libraries (50%) do not conduct user education, while another 7% libraries (50%) do not conduct book exhibitions.

In private colleges, out of 11 libraries only 1 library provides user education and no libraries have book exhibition facility.

4.2.15 Library automation

Out of 14, only three (21.42%) libraries are using the computers in the library. In private college libraries only one library is automated.

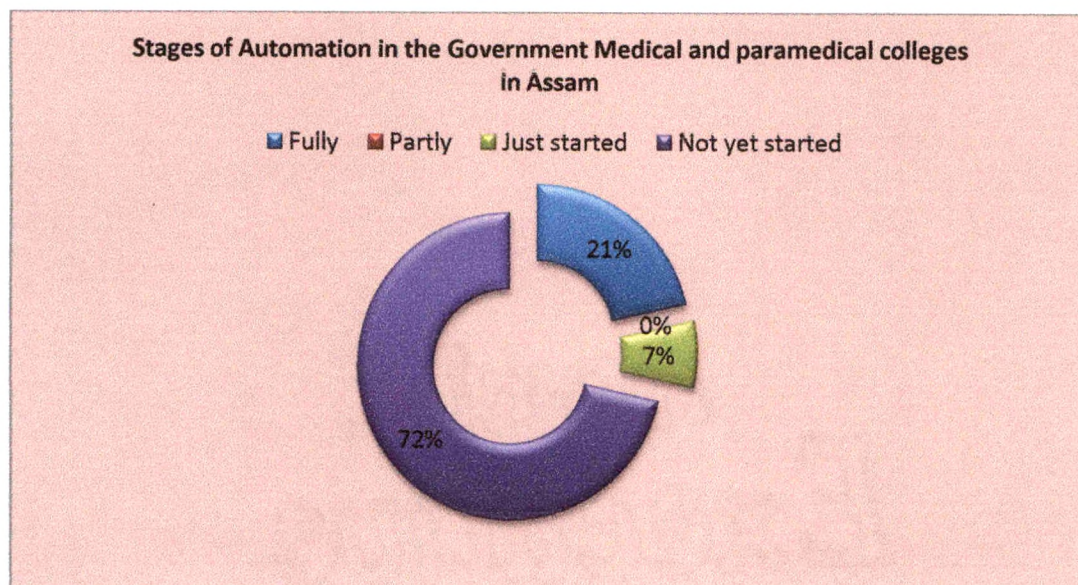
4.2.16 Stage of Automation

Table 4.40. and Graph 4.11 shows the stage of automation in the libraries of Medical and Paramedical Colleges.

Table 4.40 Stage of Automation in the Government Libraries of Medical and Paramedical Colleges

Stages of Automation	Number of Libraries	Total %
Fully	3	21.43
Partly	0	0
Just started	1	7.14
Not yet started	10	71.43
Total	14	100%

Fig. 4.11 Stage of Automation in the Government Libraries of Medical and Paramedical Colleges



- Majority of libraries 10 (71.13%) have not yet started using the computers.
- Only one library (7.14%) just started using computer.
- Three libraries (21.43%) are fully computerized.
- Out of 11 private college libraries, only one library (9.09%) is fully computerised.
- Others are not yet using computer for housekeeping activities.

This shows that most of the Medical and Paramedical libraries are lacking behind in computerization.

All above analysis executed **objective number 1 i.e., to assess the existing resources, services and facilities in the government as well as private Medical and Paramedical colleges in Assam.**

It is also evident from the all analysis that there is a wide gap in between the services and facilities provided by the government Medical and Paramedical colleges and Private Medical and Paramedical colleges. Thus, **hypothesis number 1 i.e., there is no significance difference in between the services provided by the government and private Medial and Paramedical colleges are found negative.**

After the completion of the college libraries present scenario, survey through the prescribed questionnaire number 1, prior appointments were taken and the interviews were conducted in an informal manner for getting the successful results. The study is based on a field study made by the researcher. They were asked about various aspects of services and facilities they are providing to users. All feedback and opinions of the library professionals are analyzed as follows:

As per the respondent's opinion, the needs of the users of a medical or paramedical are varied as compared to any traditional undergraduate or post graduate colleges. Therefore the suggestion has been given to prepare one refresher course of one or week especially for the Librarians and the library staff of the Medical and Paramedical colleges to update their knowledge owing to the fast developing medical discipline and changing needs of the medical practitioners.

- The computer literacy of library staff is demanded by everyone.
- Need of qualified librarian is also highlighted by a few of them.
- The Medical and Paramedical council of India laid down only the quantity norms, and the quality approach is lacking.

- Librarian considered in adequate fund as the main drawback for poor library service.
- Most of the library staff raised the issue of not having job satisfaction in the profession.
- Long library working hours to be attended by less staff or temporary staff is another hurdle of the effective library service
- Lastly library professionals suggested forming a forum for the librarians of Medical and Paramedical professionals.

The next section of the chapter discusses the views of the user regarding the services and facilities provided by the Medical and Paramedical college library. The views are taken by using questionnaire method (Questionnaire-II).